

Informal Principality Survey 2023 – Selected Crosstab Results

Detailed survey results and reporting can be found at <https://principality.sca.org.nz/2023Survey>

Responses by group – Activity, Principality Favourability rating and counts

	Response count:	% of NZ responses	% of SCANZ membership in group*	Activity (1-5)	In favour (0..5**)	Count in favour	% in favour	
				3 is "average"	2.5 is "neutral"			
Ildhafn City	24	17.5	14.5	2.7	3.8	24	100.0	Ildhafn+Cluain combined is: 91.6%
Cluain	15	10.9	11.6	3.4	3.4	11	73.3	
Darton	30	21.9	21.7	3.2	2.2	15	50.0	
SG	68	49.6	51.4	3.4	3.7	60	88.2	
Crown Lands***	0	0.0	0.8	-	-	-	-	
All NZ Groups	137	100.0	100.0	3.3	3.4	110	80.3	

* % of SCANZ membership in group reflects what proportion of SCANZ's current subscribing membership is from each group. This column can be compared to the previous one to determine whether the response rate for the group was roughly proportional to its SCANZ membership

** In favour ranged from 0 – strongly opposed to 5 – strongly in favour

*** Crown Lands in lower/central North Island has no formal group and only two current members - one of them responded, but identified with an official group elsewhere

Response count by group - “10+ years SCA involvement”

		<i>% of their responses</i>	
Ildhafn City >10 years involved	8	33	Ildhafn+Cluain combined is 44%
Cluain >10	9	60	
Darton >10	21	70	
SG >10	46	68	
Total NZ > 10 years	84	61	

Response count by group – Very high activity* rating

		<i>% of their responses</i>	
Ildhafn City - Very high activity	1	4	Ildhafn+Cluain combined is 24%
Cluain - Very high activity	8	53	
Darton - Very high activity	7	23	
SG - Very high activity	21	31	
Total very high activity	37	27	

*“Very high activity” is described as: *at SCA event or activity most months and/or recently held (or currently holding) an SCA office*

Principality Favourability rating by Hamlet*

	Parent Group	Response count	In favour (0..5) - 2.5 is “neutral”
Hareby	Ildhafn	2	4.5
Sherwater	Darton	2	1.0
Gildenwick	SG	6	3.3
Hinterland Downs	SG	4	4.5
Wildmoor	SG	3	4.0
Frostheath	SG	1	5.0
All hamlets:		18	3.7

* Hamlet responses are included in all reports or charts of parent group responses

Principality Favourability rating by length of SCA involvement

Time involved	In favour (0..5)
<2 years	4.2
2 to 5 years	3.9
6 to 10 years	3.4
> 10 years	3.1
All	3.4

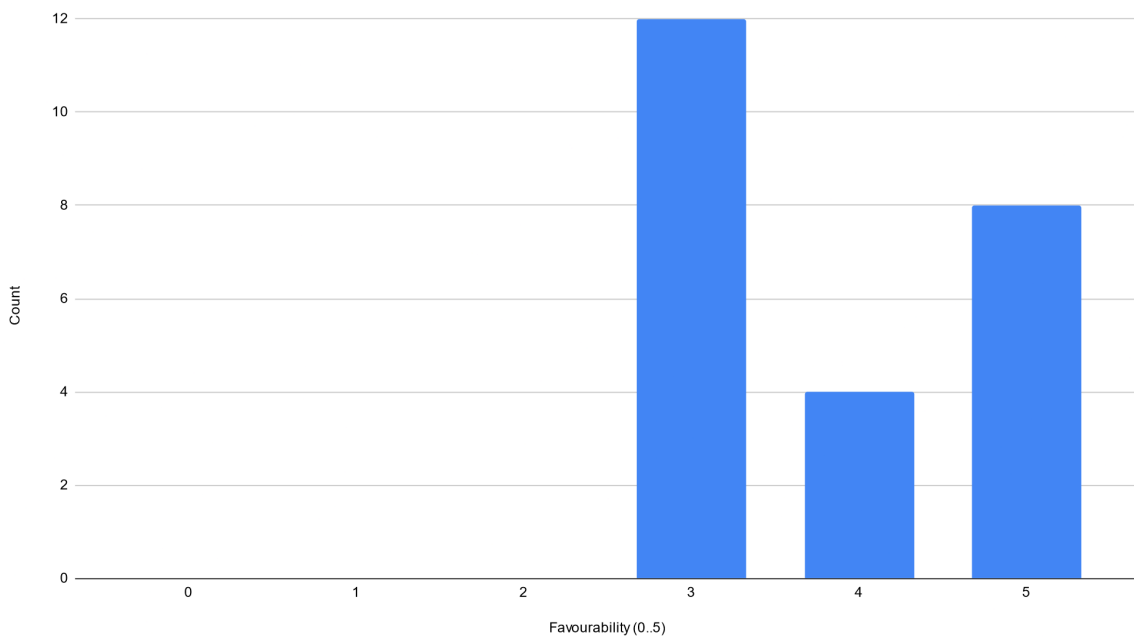
Principality Favourability rating by level of Activity

Activity level	In favour (0..5)
Not very active	3.8
Low activity	3.5
Average activity	3.5
High activity	3.6
Very active	2.8
All	3.4

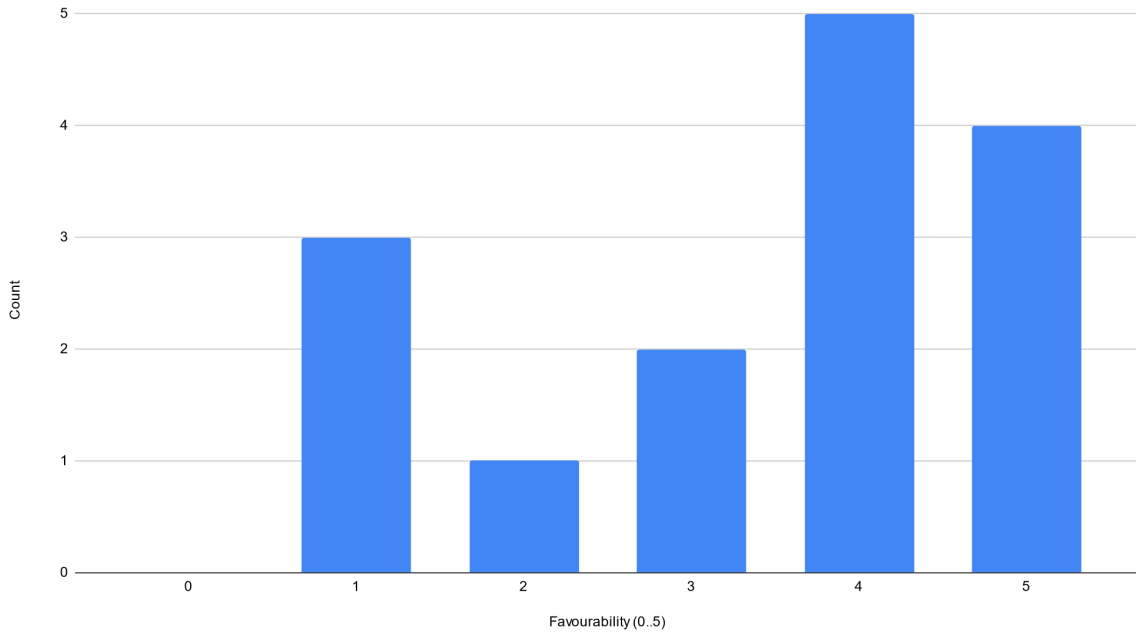
Group Favourability Charts

0 is strongly opposed, 2.5 is "neutral", 5 is strongly in favour

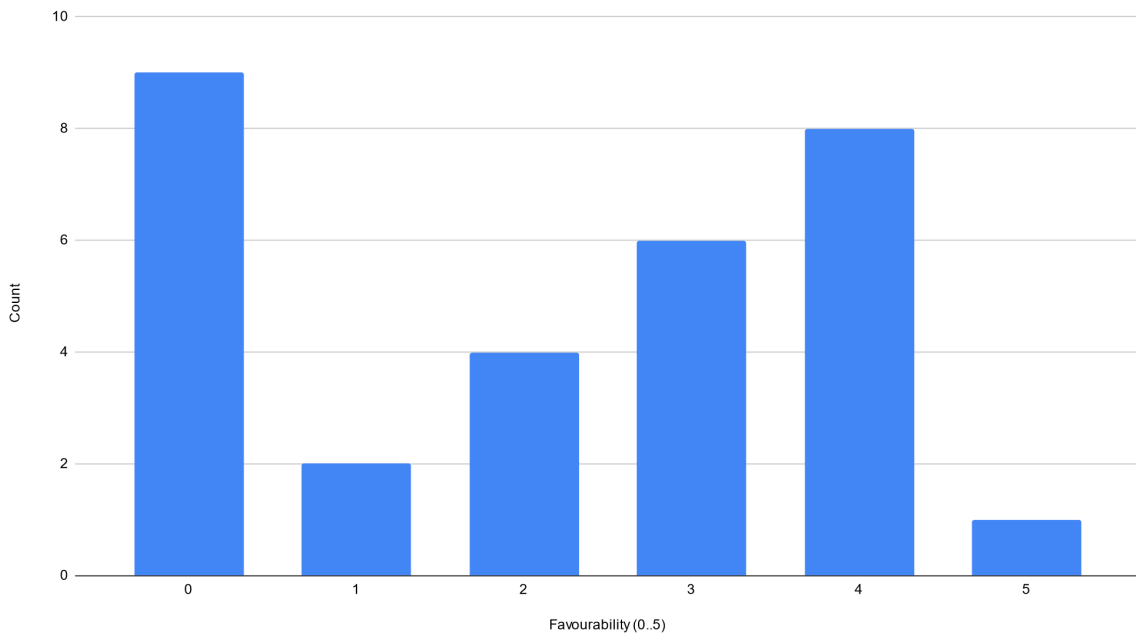
Ildhafn: Count vs Favourability (0..5)



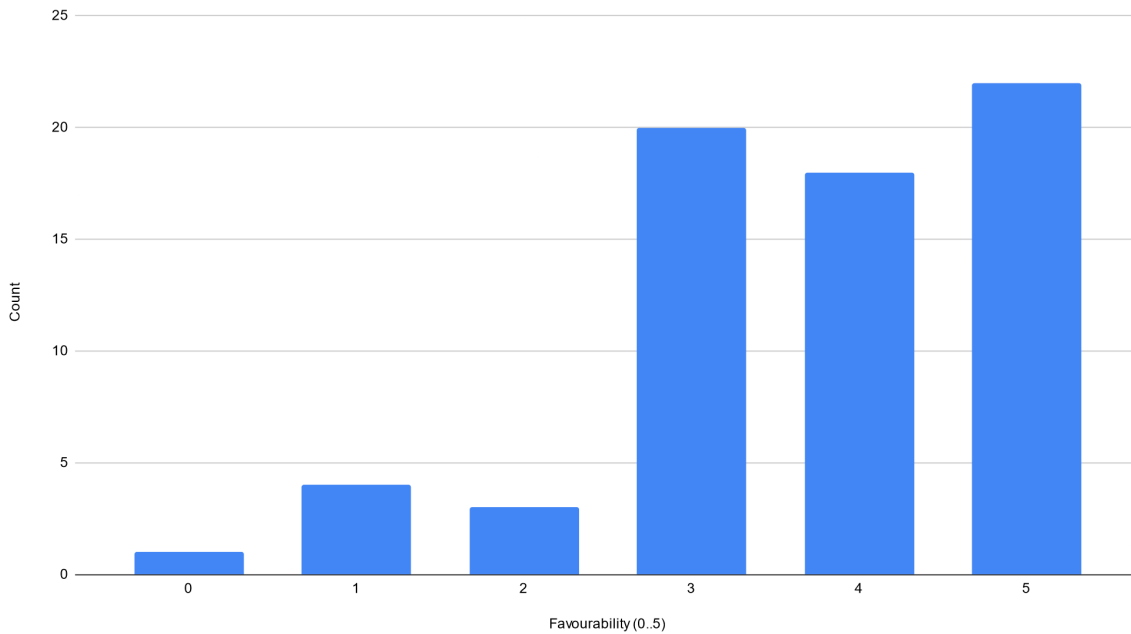
Cluain: Count vs Favourability (0..5)



Darton: Count vs Favourability (0..5)



Southron Gaard: Count vs Favourability (0..5)



Detailed survey results and reporting can be found at <https://principality.sca.org.nz/2023Survey>

If you spot any errors in the above or wish to suggest other crosstabs, please use <https://principality.sca.org.nz/feedback>